

The New AFSS Forum – Getting Started

Visit www.afssca.org and click on “For Members,” log in and then click on “AFSS Member Forum.” The link has been updated to the new forum.

You will now see the forum as part of our website. Click on “Login/Sign up” to create your forum profile. It is linked to the website profile, but it is not automatic.

Now, you will see the following:

The screenshot shows the website header for the California Fire Chiefs Association Administrative Fire Services Section. The navigation menu includes HOME, ABOUT, JOIN, EVENTS, STORE, DOCUMENTS, FOR MEMBERS, and CONTACT. The 'FOR MEMBERS' menu item is highlighted, and an arrow points to the 'AFSS Member Forum' link. A search bar and icons for Forum Members, notifications, and a profile picture are also visible. Below the navigation, the main heading reads 'AFSS Member Forum' with a welcome message: 'Welcome to our forum! Please use this as a resource to post comments and questions!'. Two images are shown at the bottom: a group of people and a fire truck at night.

California Fire Chiefs Association
Administrative Fire Services Section

HOME | ABOUT | JOIN | EVENTS | STORE | DOCUMENTS | FOR MEMBERS | CONTACT

AFSS Member Forum

Search. →

Forum Members. →

Your notifications. →

Your profile (picture will be whatever you upload). →

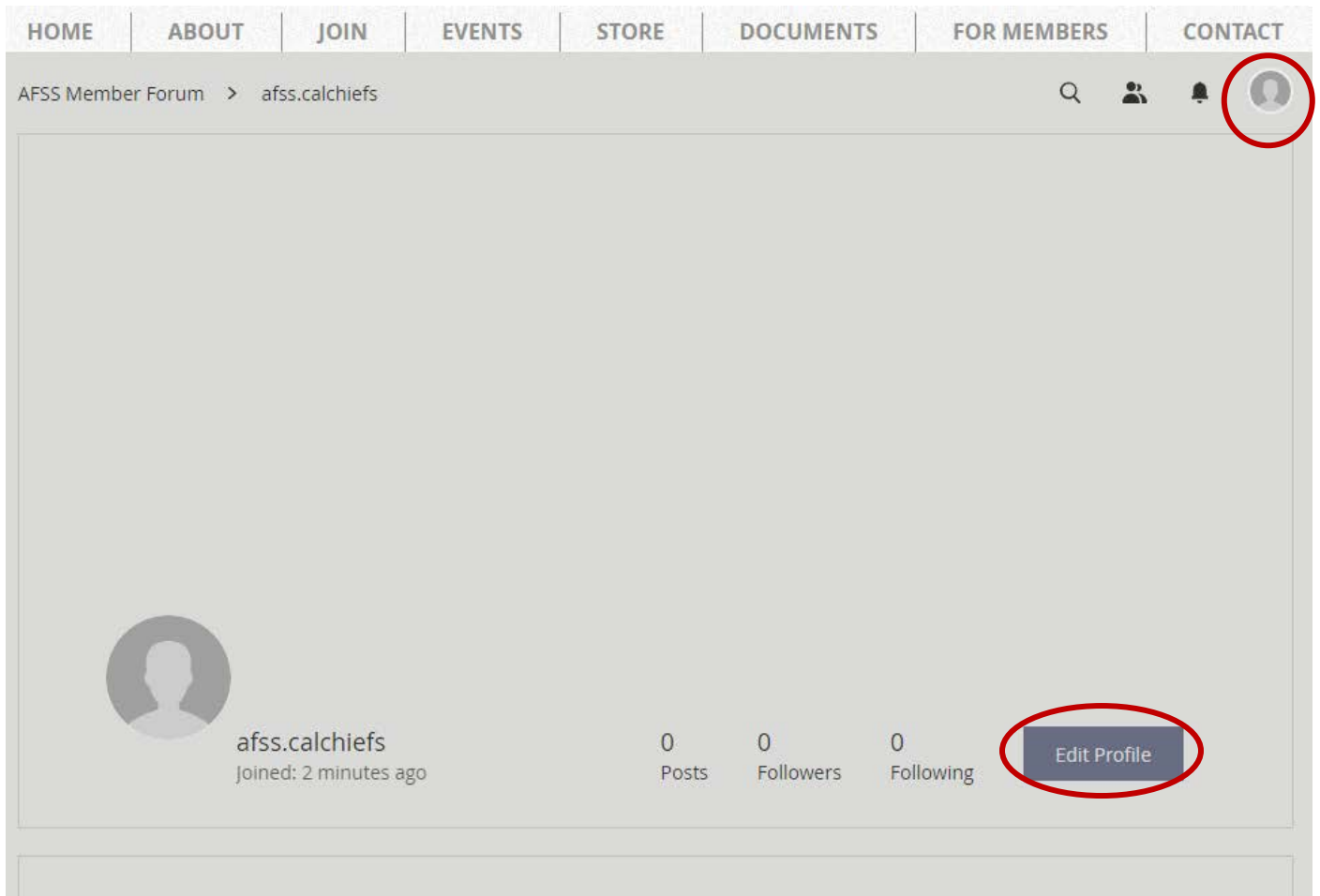
AFSS Member Forum

Welcome to our forum! Please use this as a resource to post comments and questions!



To start, click on your profile button in the right hand corner, then select “My Profile.”

Here you can add a background picture, profile picture, and update your name.

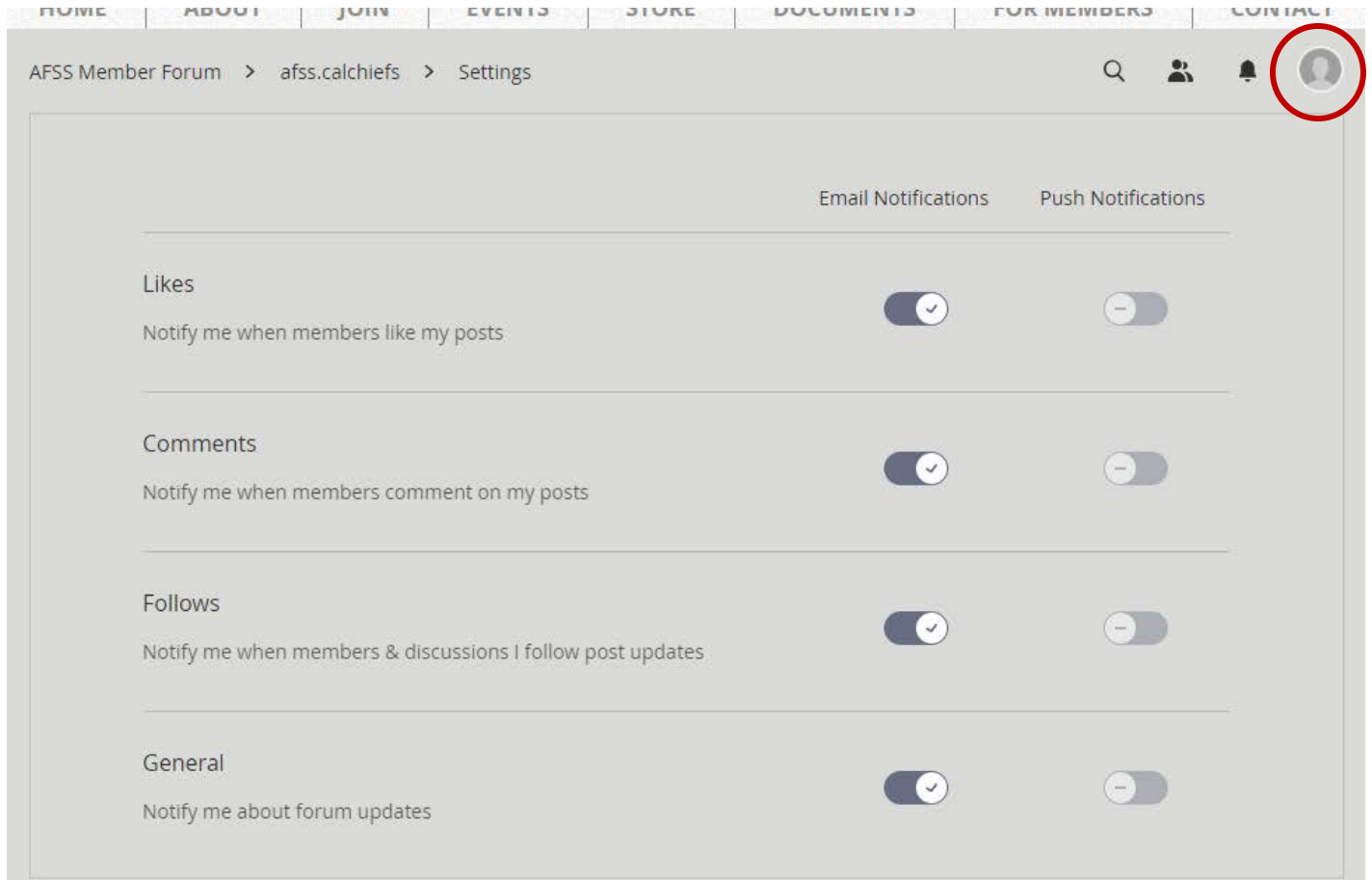


Click on “Edit Profile” and then a camera icon will appear for both the background and the profile. Click on the camera icon to upload images.

Click on your name to edit it – it will default to the beginning of your email address. You are able to update it to your actual name!

This page will also list all the posts you made, so you can easily find them and see what feedback is posted there.

Click on the profile button in the top corner again and select “Settings”

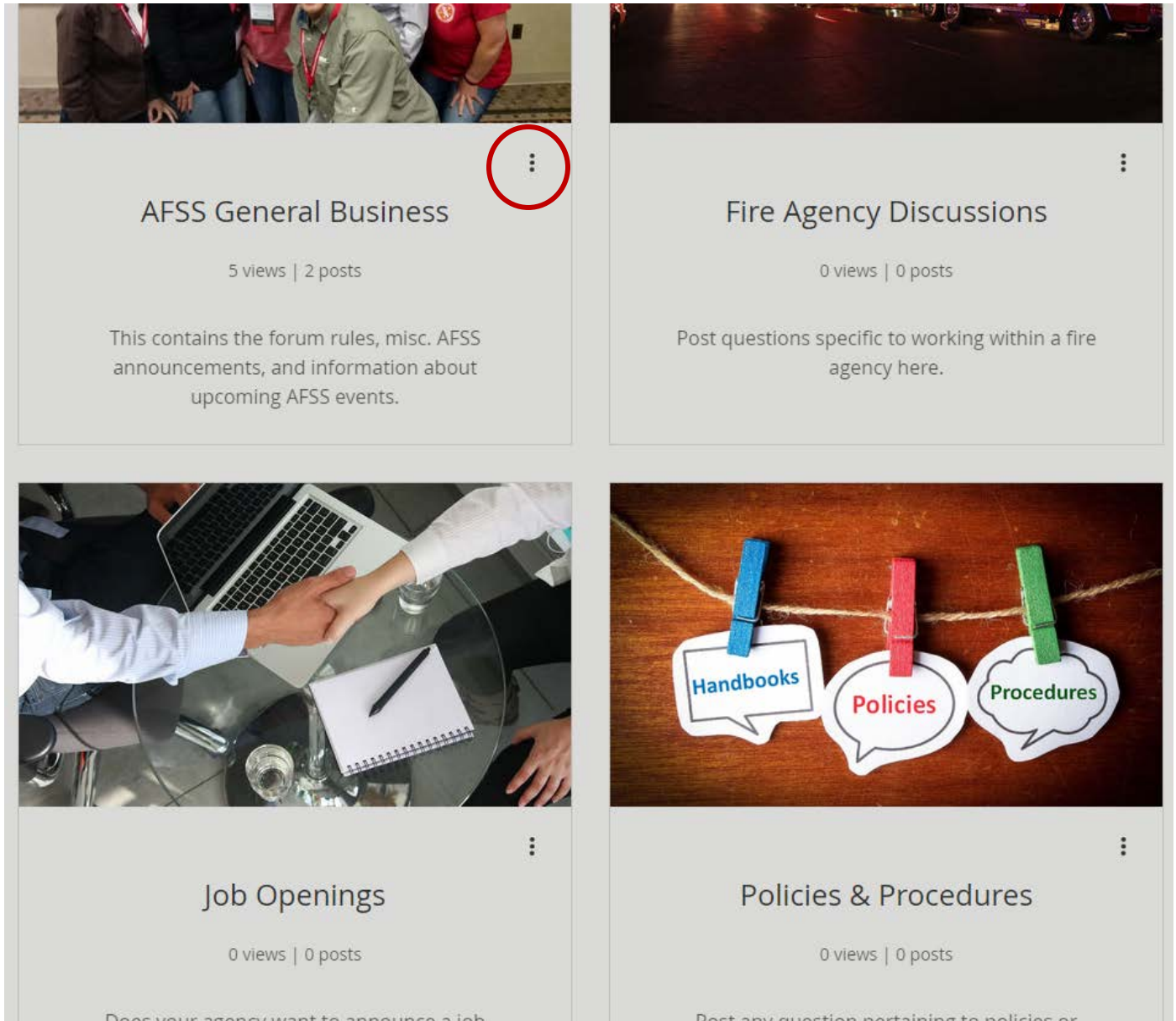


Here, you can select what type of notifications you receive. For me, email is perfectly fine.

For “Follows” – you will need to select the discussions & members you want to follow.

Do select the discussions, return to the main forum page by clicking on “AFSS Member Forum” in the top left corner.

Once back on the main page, scroll down to see all the discussion categories.




Click on the three dots to follow a category. You may choose to follow or unfollow whichever categories you want at any time.

Click on the category to see the posts within that discussion.


HOME ABOUT JOIN EVENTS STORE DOCUMENTS FOR MEMBERS CONTACT

AFSS Member Forum > AFSS General Business




AFSS General Business
This contains the forum rules, misc. AFSS announcements, and information about upcoming AFSS events.

Create new post

Mollie Meyer Jun 23 

Forum Rules

- Please post in the appropriate forum category. - Members should post in a way that is respectful of others. There will be no posts meant to offend or hu...

Mollie Meyer Jun 26 

AFSS 2018 Educational Forum

Save the date for the next Educational Forum - April 25-27, 2018. More info coming soon!

You may choose to follow or unfollow specific posts by clicking on the three dots and selecting unfollow or follow.

Click on a post name to open it. You will now view the entire post and can leave a comment at the bottom.

Of course, click on "Create new post" to create your own new thread. Anyone following you or the category will receive an email about your post.

If you would like to follow people, click on the “Forum Members” icon. Now you will see a list of everyone who has accessed the forum.

Click on “Follow” to follow a particular member. If you selected to receive “Follows” notification (on page 2), you will receive notifications whenever this member creates a post.

The screenshot displays the 'AFSS Member Forum' interface. At the top, there is a navigation bar with links for HOME, ABOUT, JOIN, EVENTS, STORE, DOCUMENTS, FOR MEMBERS, and CONTACT. Below the navigation bar, the page title is 'AFSS Member Forum > Members'. In the top right corner, there are icons for search, a group of people (circled in red), a notification bell, and a globe. The main content area features a search bar with the text 'Find a member...' and a dropdown menu for sorting, currently set to 'Sort by: No. of posts'. Below the search bar, there are three member profiles. The first profile is for Mollie Meyer, who has 2 posts and 0 followers, and a 'My Profile' button. The second profile is for Carmen Gandara, who has 0 posts and 1 follower, and a 'Following' button. The third profile is for genaf, who has 0 posts and 0 followers, and a 'Follow' button (circled in red). The bottom of the page shows two more placeholder profiles.